

QUADRA™ 7

X-ray Inspection System

The complete X-ray inspection solution

Quadra™ 7 represents the cutting edge of X-ray inspection performance.

6.7 MP ultra high quality images are displayed at full one-to-one resolution over two 4K UHD monitors, ensuring you see the clearest features today, and for all your products in the future.

See the finest details

QuadraNT™, Nordson DAGE's latest generation X-ray source ensures images are bright, clear and stable, allowing features down to 100nm to be resolved.



Simplicity as Standard

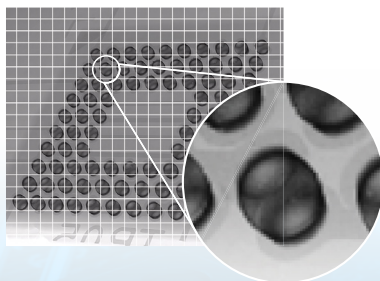
Gensys™ proprietary control and measurement software integrates advanced image acquisition and processing functions into an intuitive user interface so both routine measurements and advanced, high resolution investigations can be performed with ease.

Maintenance Free

The QuadraNT X-ray source uses proprietary filament free technology, so regular preventative maintenance visits are not required, reducing your downtime and running costs.

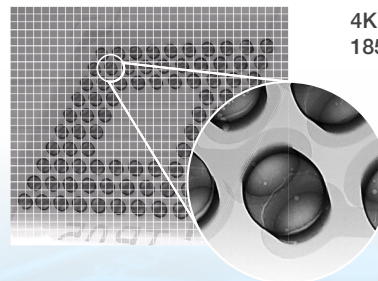
HD

Full HD 1920 x 1080
94 pixels per inch



4K^{UHD}


4K Ultra HD 3840 x 2160
185 pixels per inch



Seeing is Believing™
QUADRA

Specifications at a Glance

Options	
X-Plane®	View sample slices without additional CT hardware
Visualization for X-Plane	Create 3D models from X-Plane data
µCT	Create high resolution 3D models with the µCT sample stage
Heated Stage	Simulate reflow oven conditions, view solder processes in real time
Template Based Analysis	Use existing design data to create automatic inspection routines
Joysticks	For joystick navigation and zoom
Barcode Reader	Track samples easily
Filtering Tray	Reduce sample X-ray dose
Thin Sample Tray (included)	Acquire clearer images of thin samples



Lead frame: High dynamic range makes it easy to identify wire bonds, voids and cracks

QuadraNT™ X-ray Tube	
Type	Filament free transmissive
Feature Recognition	0.1µm (0.3µm above 10W)
Max. Power	20W
Voltage	30-160kV

Aspire FP™ Detector	
Resolution	6.7 MP
Frame Rate	30 fps
Pixel Pitch	50 µm
Digital Imaging Processing	16-bit

Inspection	
Oblique Angle View	2 x 70° - No sample rotation required
Anti Vibration	AXIS - Active X-ray Image Stabilization
Display Resolution	185 PPI
Inspection Area	510 x 445 mm (20 x 17.5")
Geometric Magnification	2,500x
Total Magnification	68,000x
Display	Twin 24" 4K UHD 3840 x 2160 on Fully Flexible Arm Mount

System	
Footprint	1570 W x 1500 D x 1900 H mm
System Weight	1950 kg (4300 lbs)
Power Supply	Single phase 200-230 VAC, 50/60 Hz, 16A
Typical Power Consumption	1KW
Air Supply	5-8 bar clean, dry for anti-vibration
Operation Temperature	10-30°C
Humidity	<85% (non-condensing)
Operation	Mouse
Operating System	Windows 10 64-bit
X-ray Safety	<1 µSv/hr Meets all international standards

Americas + 1 760 930 3307
sales@nordsondage.com

Europe +44 1296 317800
globalsales@nordsondage.com

China +86 512 6665 2008
sales.ch@nordsondage.com

Germany +49 89 2000 338 270
sales.de@nordsondage.com

Japan +81 3 3599 5920
sales.jp@nordsondage.com

Korea +82 31 462 9642
korea.at.cs@nordson.com

South East Asia +65 6552 7533
sales.sg@nordsondage.com

Taiwan +886 2 2902 1860
globalsales@nordsondage.com

United Kingdom +44 1296 317800
globalsales@nordsondage.com