

Encore[®] Powder Feed Center



Fast color change in a simple, compact and easy-to-operate feed center

Features and benefits

Nordson's Encore Feed Center combines all the features and benefits available in fast color change system feed centers with easy operation – and even more. The many features of our Encore Feed Center include:

- Compact design for smaller system footprint
- Simple and readily accessible controls for ease of operation
- High pressure purge for contamination-free color change
- Accommodates plastic square hopper, plastic rectangular hopper and powder box (includes vibratory table and local fluidizing options)
- Allows for both reclaim and virgin powder supplies
- Sieve location assures no adverse effect on cyclone efficiency as well as single point cleaning
- Open sieve design makes for easy visual inspection
- Ultrasonics available for further optimization of finish quality

Additional features provide reliable and repeatable performance – during both operation and color change

Additional features include:

- Twenty-seven pump capacity
- One piece lance with nine In-Line pump stations
- Pneumatic lift assembly for smooth up and down pump lance positioning
- Integrated LED light fixture

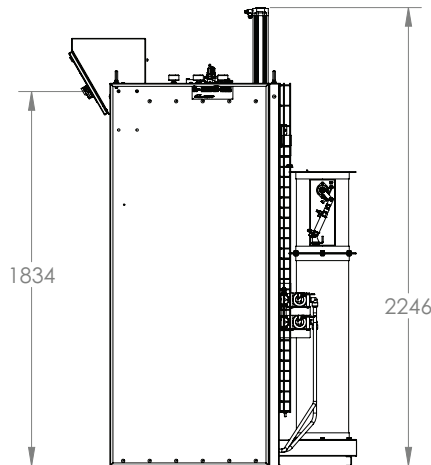
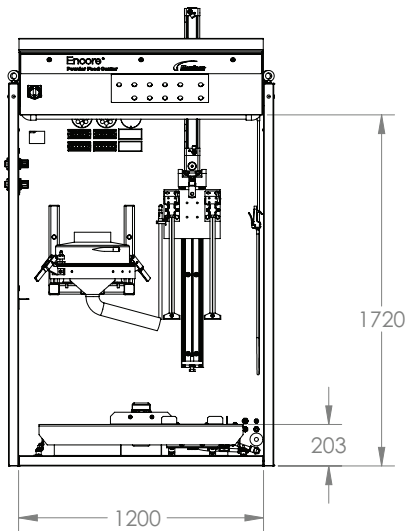
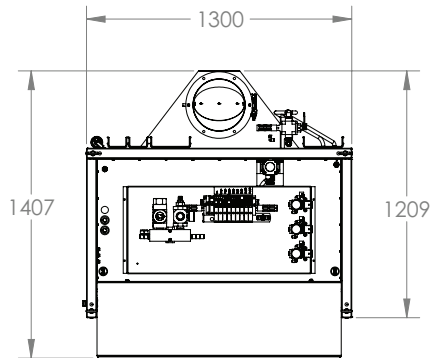


- 1 Simple and durable pump locking device for reliable seal and repeatable positioning of the delivery pumps
- 2 Air cylinder clamping mechanism to lock and seal lance assembly
- 3 Tapered guides for precise pump lance positioning
- 4 Two level sensors for consistent powder feed level in both hoppers and boxes, as well as controlling virgin and reclaimed powder
- 5 Easy clean 15" (375 mm) vibratory sieve for fast color change and optimum finish quality



Encore® Powder Feed Center

Encore Powder Feed Center Specifications and Utility Requirements



Voltage (Amps)	230/3/60 (6.5 amps) 460/3/60 (3.2 amps) 415/3/60 (3.7 amps) 575/3/60 (2.6 amps) 380/3/50 (4.1 amps) 380/3/60 (4.1 amps) 200/3/50 (7.1 amps) 200/3/60 (7.1 amps)
Air Input Size	1" BSPT with NPT Adapter
Air Consumption @ 100 PSI Sieve Motor	45 SCFM Normal Operation 360 SCFM Maximum <i>(Instantaneous flowrate during purge sequence)</i>
Sieve Motor	.13 HP (.095 KW in) .06 HP (.043 KW out) 0.4/0.2 amps
Vibratory Table Motor	.18 HP (.13 KW)

© 2018 Nordson Corporation | All Rights Reserved | PWL-18-5708 | Revised 3/18

Nordson Industrial Coating Systems

100 Nordson Drive
Amherst, OH, 44001
USA

Phone: +1.440.985.4000
www.nordson.com/ics

 /Nordson_Coating

 /NordsonICS

 /company/nordson-industrial-coating-systems

Find your local Nordson office:
www.nordson.com/icslocations

Performance by design

